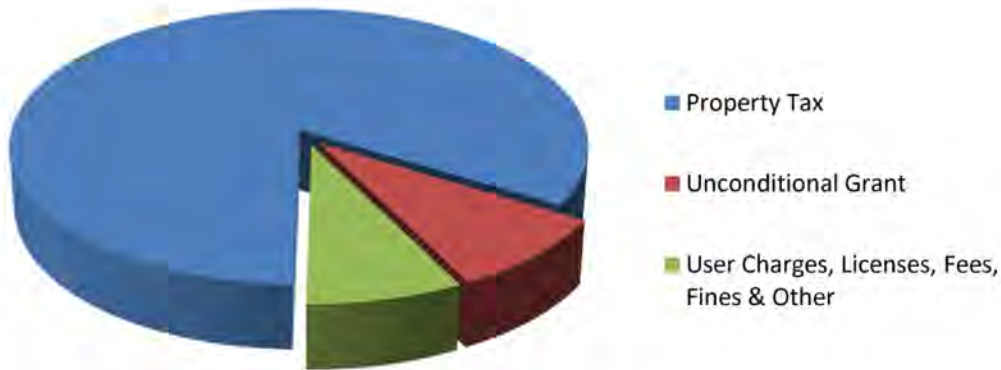


Village of New Maryland Budget 2003



Operating Budget

The Budget Dollar - Where it Comes From



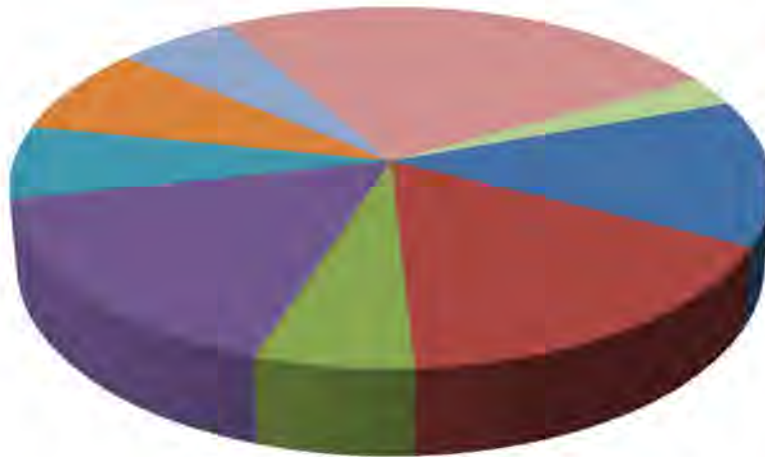
	\$	%
Property Tax	\$2,071,407	83.49%
Unconditional Grant	216,949	8.74%
User Charges, Licenses, Fees, Fines & Other	192,531	7.76%
Total Budget	\$2,480,887	

Village of New Maryland Budget 2003



Operating Budget

The Budget Dollar - Where it Goes



- General Government Services
- Police Protection
- Fire Department & Emergency Measures
- Transportation Services
- Environmental Health & Development
- Recreation & Cultural Services
- Debt Servicing
- Capital Projects
- Other

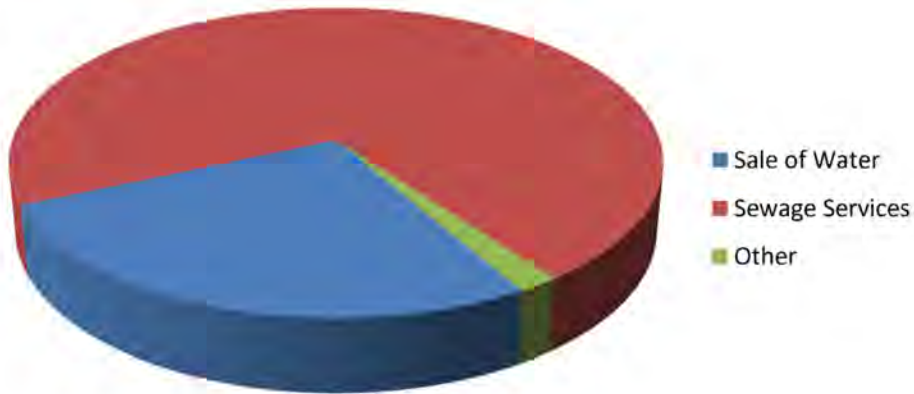
	\$	%
General Government Services	\$324,029	13.06%
Police Protection	412,500	16.63%
Fire Department & Emergency Measures	145,865	5.88%
Transportation Services	411,465	16.59%
Environmental Health & Development	163,672	6.60%
Recreation & Cultural Services	195,236	7.87%
Debt Servicing	141,619	5.71%
Capital Projects	620,000	24.99%
Other	66,501	2.68%
Total Budget	\$2,480,887	

Other	
Emergency Measures	\$3,500
Police in High School	5,000
By-Law Enforcement	1000
Building Inspection	14,000
Animal Control	5,600
NBGIC Costs	37,401

Village of New Maryland Budget 2003

Water & Sewer Budget

The Budget Dollar - Where it Comes From



Sale of Water	\$166,090
Sewage Services	444,250
Other	11,330
Total	\$621,670

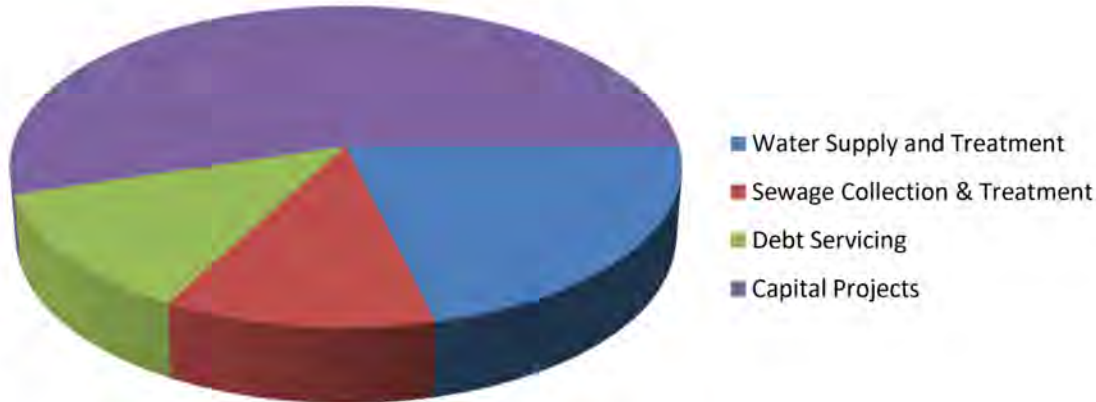
Other	
Surcharges	\$3,000
Transfer	4,850
Surplus from 2002	3,480
	\$11,330

Village of New Maryland Budget 2003



Water & Sewer Budget

The Budget Dollar - Where it Goes



Water Supply and Treatment	\$131,813	21.20%
Sewage Collection & Treatment	72,368	11.64%
Debt Servicing	77,239	12.42%
Capital Projects	340,250	54.73%
Total	\$621,670	