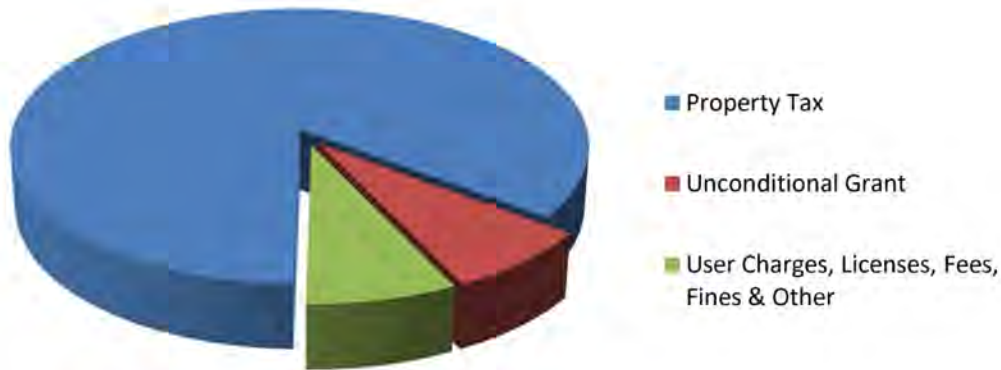


# Village of New Maryland Budget 2004



## Operating Budget

### The Budget Dollar - Where it Comes From



	\$	%
Property Tax	\$2,211,752	85.01%
Unconditional Grant	195,254	7.50%
User Charges, Licenses, Fees, Fines & Other	194,726	7.48%
<b>Total Budget</b>	<b>\$2,601,732</b>	

# Village of New Maryland Budget 2004



## Operating Budget

### The Budget Dollar - Where it Goes



- General Government Services
- Police Protection
- Fire Department & Emergency Measures
- Transportation Services
- Environmental Health & Development
- Recreation & Cultural Services
- Debt Servicing
- Capital Projects
- Other

	\$	%
General Government Services	\$359,477	13.82%
Police Protection	425,000	16.34%
Fire Department & Emergency Measures	155,068	5.96%
Transportation Services	458,442	17.62%
Environmental Health & Development	175,387	6.74%
Recreation & Cultural Services	200,536	7.71%
Debt Servicing	138,965	5.34%
Capital Projects	619,668	23.82%
Other	69,189	2.66%
<b>Total Budget</b>	<b>\$2,601,732</b>	

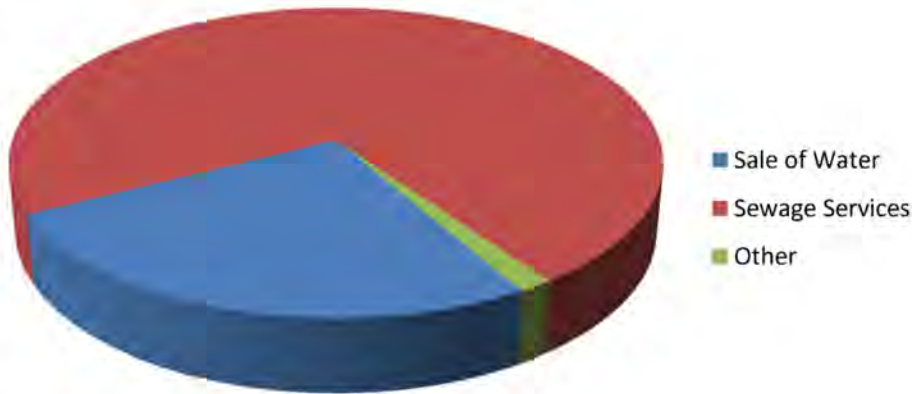
<b>Other</b>	
Emergency Measures	\$5,000
Police in High School	5,000
By-Law Enforcement	0
Building Inspection	14,000
Animal Control	5,600
NBGIC Costs	39,589

# Village of New Maryland Budget 2004



## Water & Sewer Budget

### The Budget Dollar - Where it Comes From



Sale of Water	\$177,755
Sewage Services	501,826
Other	10,154
<b>Total</b>	<b>\$689,735</b>

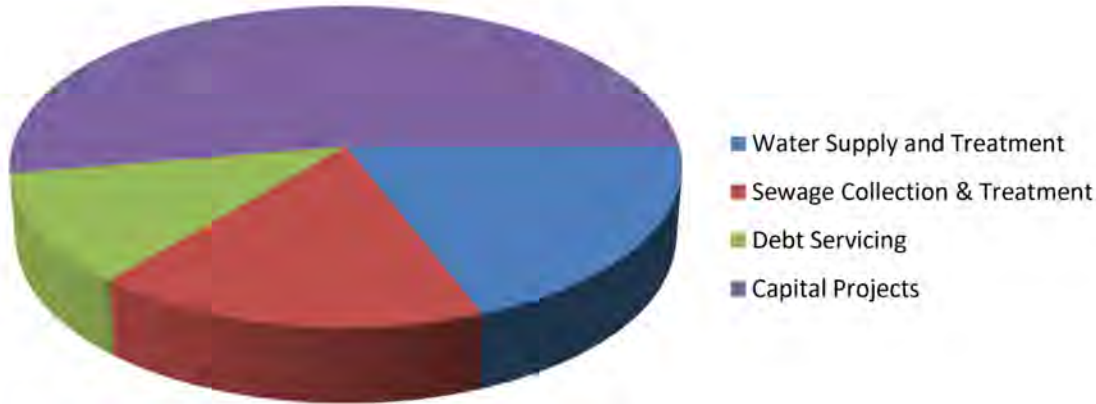
<b>Other</b>	
Surcharges	\$3,500
Transfer	4,850
Surplus from 2003	1,804
	<b>\$10,154</b>

# Village of New Maryland Budget 2004



## Water & Sewer Budget

### The Budget Dollar - Where it Goes



Water Supply and Treatment	\$131,124	19.12%
Sewage Collection & Treatment	116,181	16.94%
Debt Servicing	77,183	11.26%
Capital Projects	361,237	52.68%
<b>Total</b>	<b>\$685,725</b>	