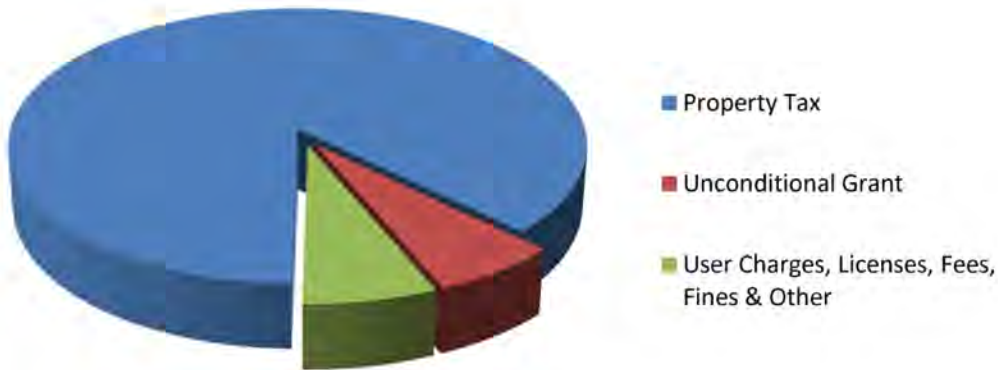


# Village of New Maryland Budget 2005



## Operating Budget

### The Budget Dollar - Where it Comes From



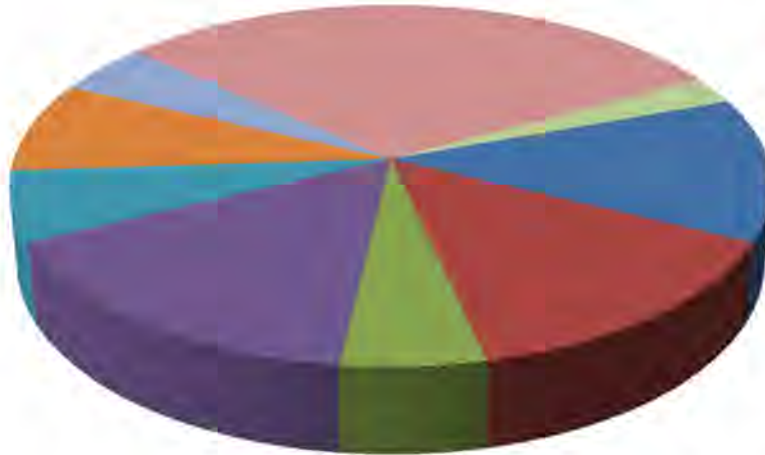
	\$	%
Property Tax	\$2,665,195	86.97%
Unconditional Grant	195,254	6.37%
User Charges, Licenses, Fees, Fines & Other	204,099	6.66%
<b>Total Budget</b>	<b>\$3,064,548</b>	

# Village of New Maryland Budget 2005



## Operating Budget

### The Budget Dollar - Where it Goes



- General Government Services
- Police Protection
- Fire Department & Emergency Measures
- Transportation Services
- Environmental Health & Development
- Recreation & Cultural Services
- Debt Servicing
- Capital Projects
- Other

	\$	%
General Government Services	\$393,786	12.85%
Police Protection	434,500	14.18%
Fire Department & Emergency Measures	165,115	5.39%
Transportation Services	485,910	15.86%
Environmental Health & Development	191,151	6.24%
Recreation & Cultural Services	248,821	8.12%
Debt Servicing	139,666	4.56%
Capital Projects	930,000	30.35%
Other	75,599	2.47%
<b>Total Budget</b>	<b>\$3,064,548</b>	

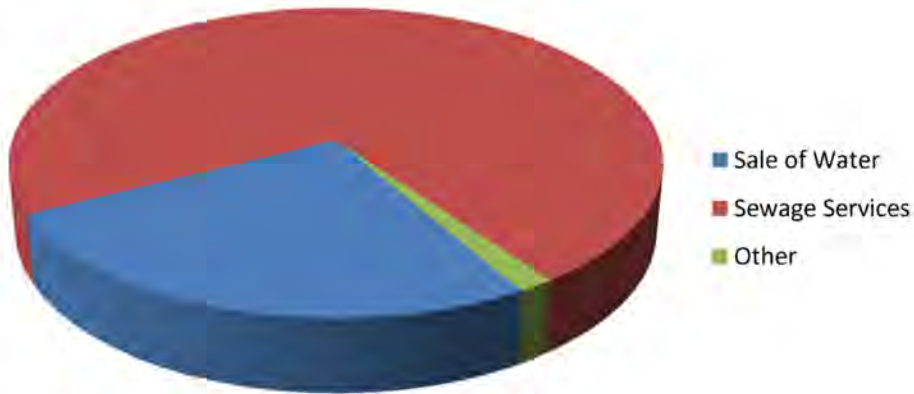
<b>Other</b>	
Emergency Measures	\$5,000
Police in High School	5,000
By-Law Enforcement	0
Building Inspection	14,000
Animal Control	5,600
NBGIC Costs	45,999

# Village of New Maryland Budget 2005



## Water & Sewer Budget

### The Budget Dollar - Where it Comes From



Sale of Water	\$215,755
Sewage Services	608,434
Other	12,894
<b>Total</b>	<b>\$837,083</b>

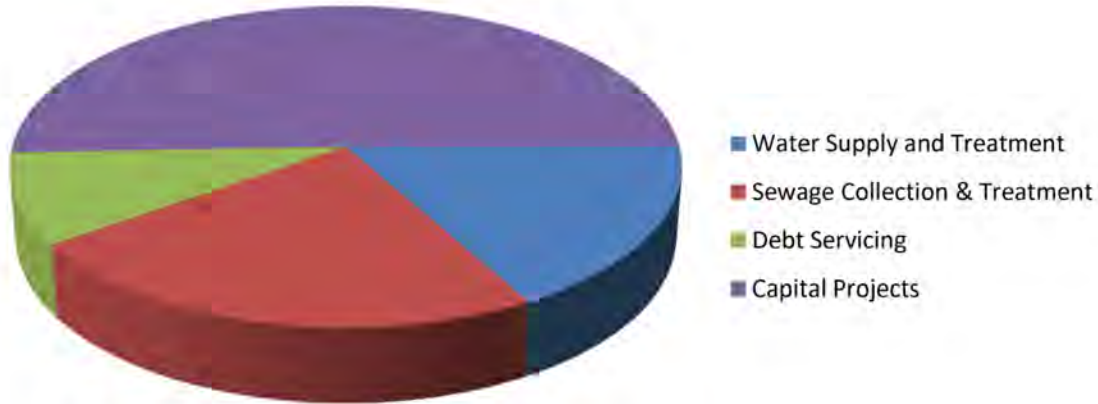
<b>Other</b>	
Surcharges	\$3,500
Transfer	4,850
Surplus from 2004	4,544
	<b>\$12,894</b>

# Village of New Maryland Budget 2005



## Water & Sewer Budget

### The Budget Dollar - Where it Goes



Water Supply and Treatment	\$141,500	16.90%
Sewage Collection & Treatment	195,000	23.30%
Debt Servicing	76,967	9.19%
Capital Projects	423,616	50.61%
<b>Total</b>	<b>\$837,083</b>	