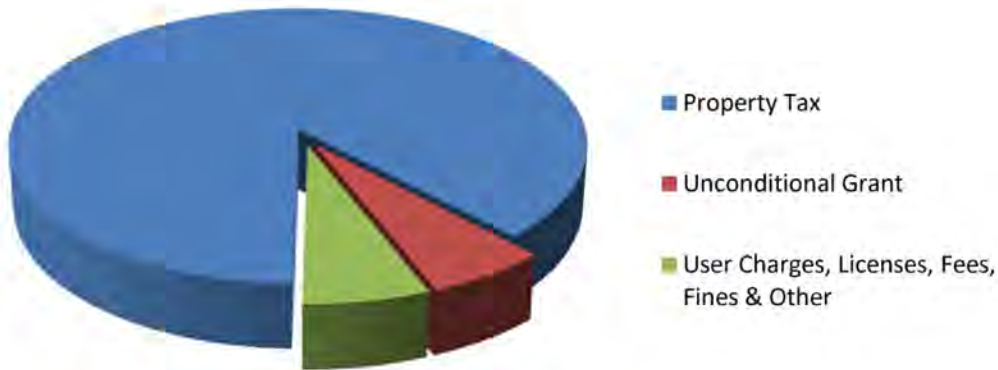


# Village of New Maryland Budget 2006



## Operating Budget

### The Budget Dollar - Where it Comes From



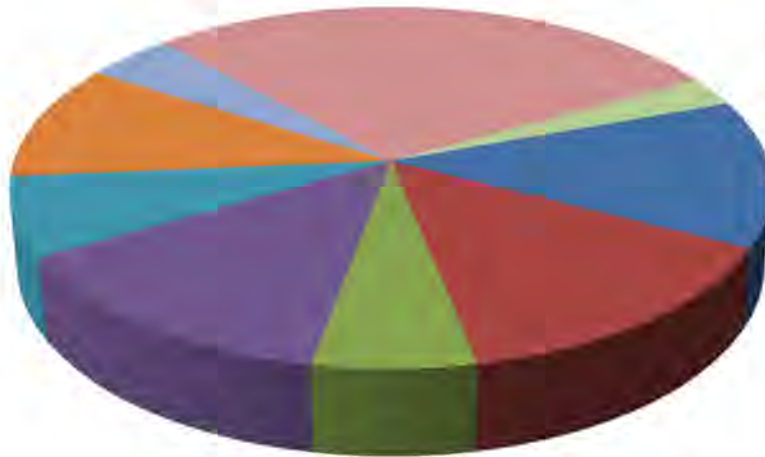
	\$	%
Property Tax	\$2,829,381	87.65%
Unconditional Grant	195,254	6.05%
User Charges, Licenses, Fees, Fines & Other	203,495	6.30%
<b>Total Budget</b>	<b>\$3,228,130</b>	

# Village of New Maryland Budget 2006



## Operating Budget

### The Budget Dollar - Where it Goes



- General Government Services
- Police Protection
- Fire Department & Emergency Measures
- Transportation Services
- Environmental Health & Development
- Recreation & Cultural Services
- Debt Servicing
- Capital Projects
- Other

	\$	%
General Government Services	\$426,003	13.20%
Police Protection	458,400	14.20%
Fire Department & Emergency Measures	195,359	6.05%
Transportation Services	440,877	13.66%
Environmental Health & Development	228,130	7.07%
Recreation & Cultural Services	335,851	10.40%
Debt Servicing	139,363	4.32%
Capital Projects	918,446	28.45%
Other	85,701	2.65%
<b>Total Budget</b>	<b>\$3,228,130</b>	

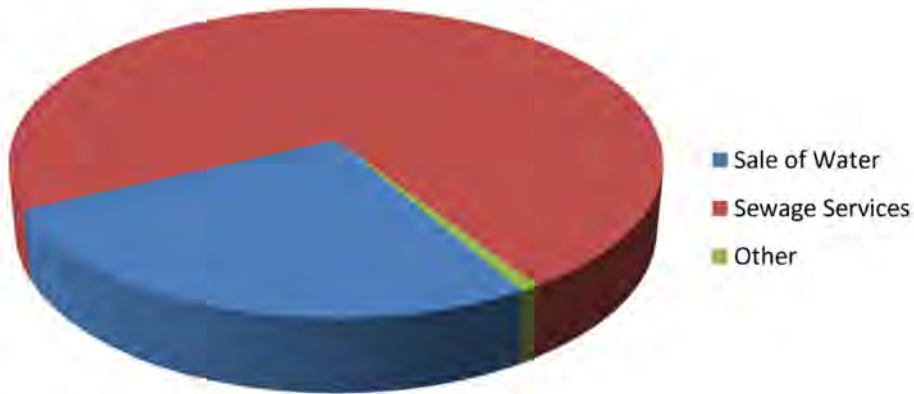
<b>Other</b>	
Emergency Measures	\$5,269
Police in High School	5,000
By-Law Enforcement	0
Building Inspection	20,000
Animal Control	6,600
NBGIC Costs	48,832

# Village of New Maryland Budget 2006



## Water & Sewer Budget

### The Budget Dollar - Where it Comes From



Sale of Water	\$234,566
Sewage Services	651,094
Other	7,335
<b>Total</b>	<b>\$892,995</b>

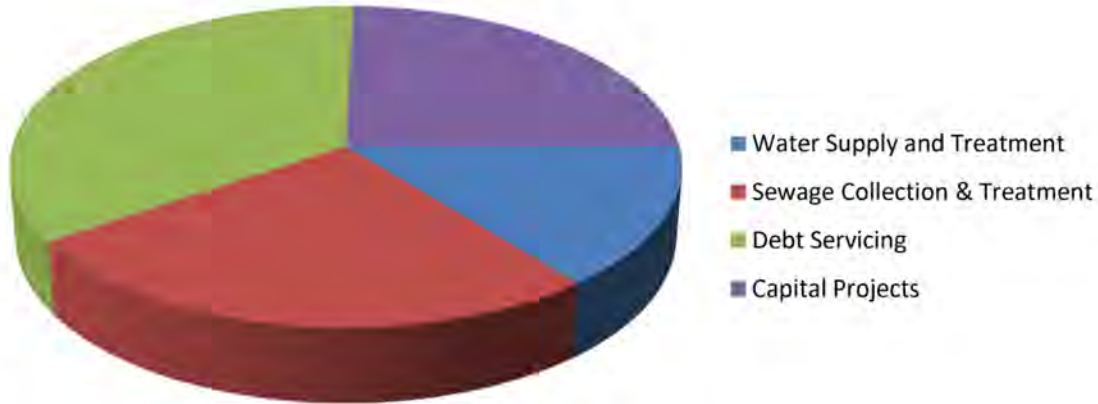
<b>Other</b>	
Surcharges	\$2,035
Transfer	4,850
Surplus from 2005	450
	<b>\$7,335</b>

# Village of New Maryland Budget 2006



## Water & Sewer Budget

### The Budget Dollar - Where it Goes



Water Supply and Treatment	\$127,174	14.24%
Sewage Collection & Treatment	234,534	26.26%
Debt Servicing	311,638	34.90%
Capital Projects	219,649	24.60%
<b>Total</b>	<b>\$892,995</b>	