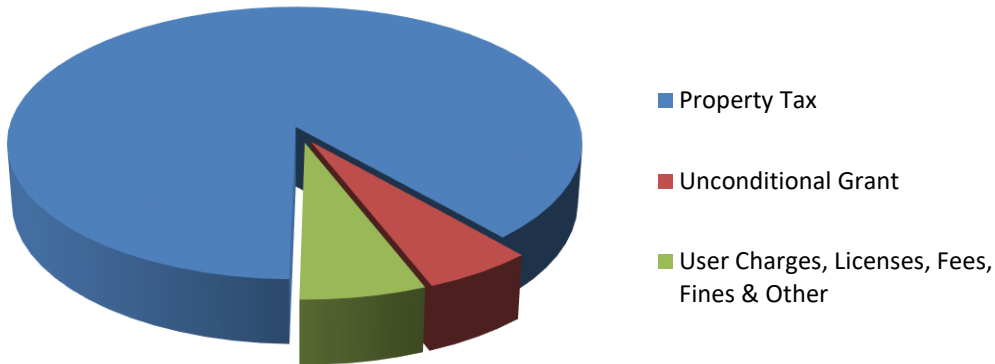


# Village of New Maryland Budget 2008



## Operating Budget

### The Budget Dollar - Where it Comes From



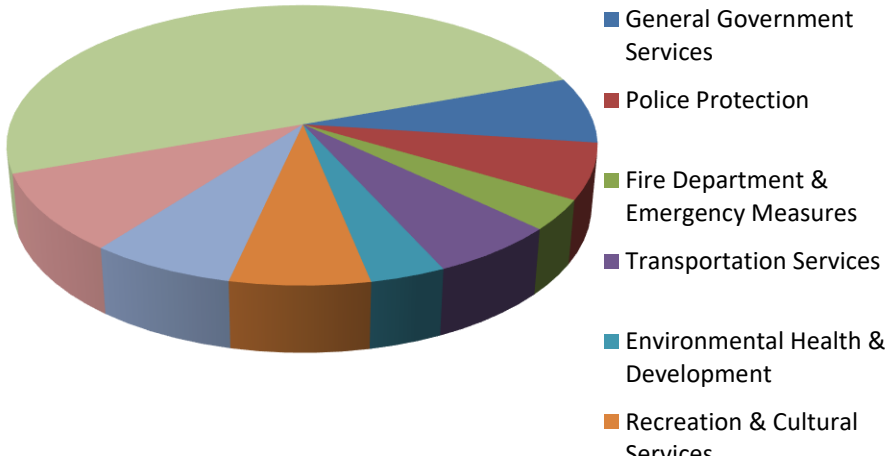
	\$	%
Property Tax	\$3,240,884	88%
Unconditional Grant	203,142	5.52%
User Charges, Licenses, Fees, Fines & Other	230,032	6.26%
<b>Total Budget</b>	<b>\$3,674,058</b>	

# Village of New Maryland Budget 2008



## Operating Budget

### The Budget Dollar - Where it Goes

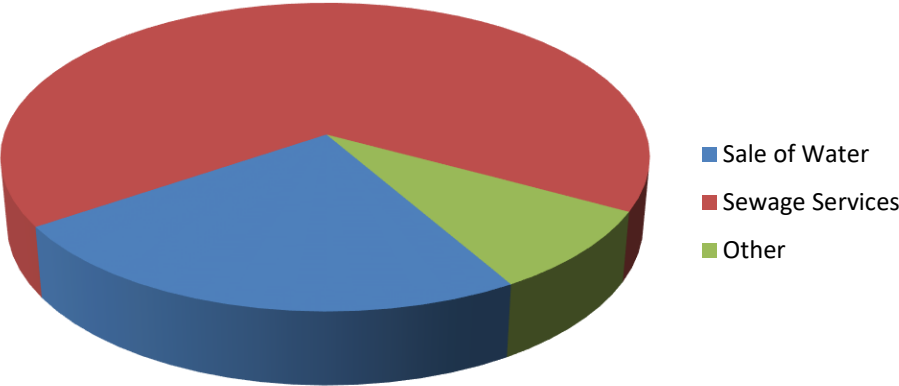


	\$	%
General Government Services	\$602,142	15%
Police Protection	506,000	13%
Fire Department & Emergency Measures	276,724	7%
Transportation Services	486,380	12%
Environmental Health & Development	283,793	7%
Recreation & Cultural Services	523,730	13%
Debt Servicing	544,577	14%
Capital Projects	713,000	18%
<b>Total Budget</b>	<b>\$3,936,346</b>	

# Village of New Maryland Budget 2008

## Water & Sewer Budget

### The Budget Dollar - Where it Comes From



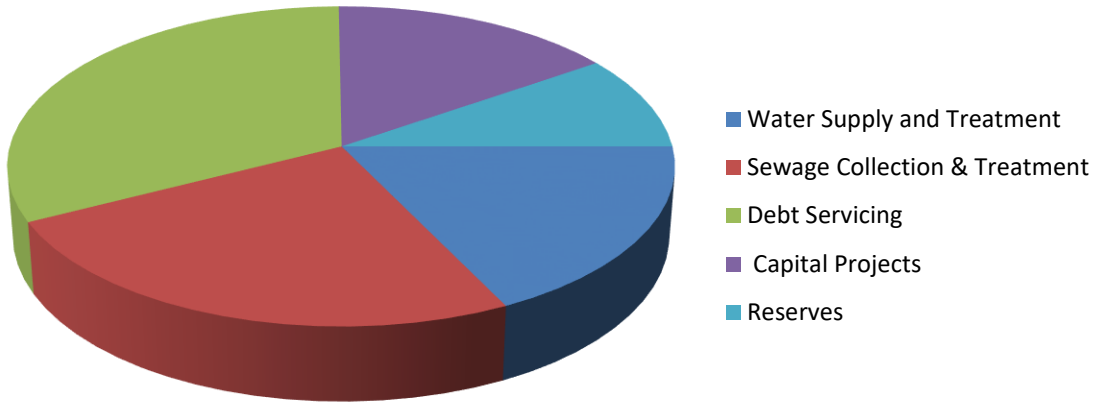
Sale of Water	\$235,180
Sewage Services	664,815
Other	86,475
<b>Total</b>	<b>\$986,470</b>

# Village of New Maryland Budget 2008



## Water & Sewer Budget

### The Budget Dollar - Where it Goes



Water Supply and Treatment	\$169,958	18%
Sewage Collection & Treatment	236,750	25%
Debt Servicing	309,518	32%
Capital Projects	148,950	16%
Reserves	91,761	10%
<b>Total</b>	<b>\$986,470</b>	