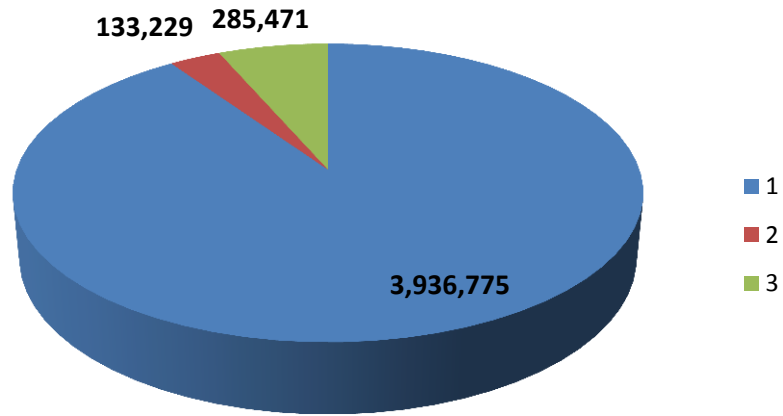


Village of New Maryland Budget 2013

Operating Budget

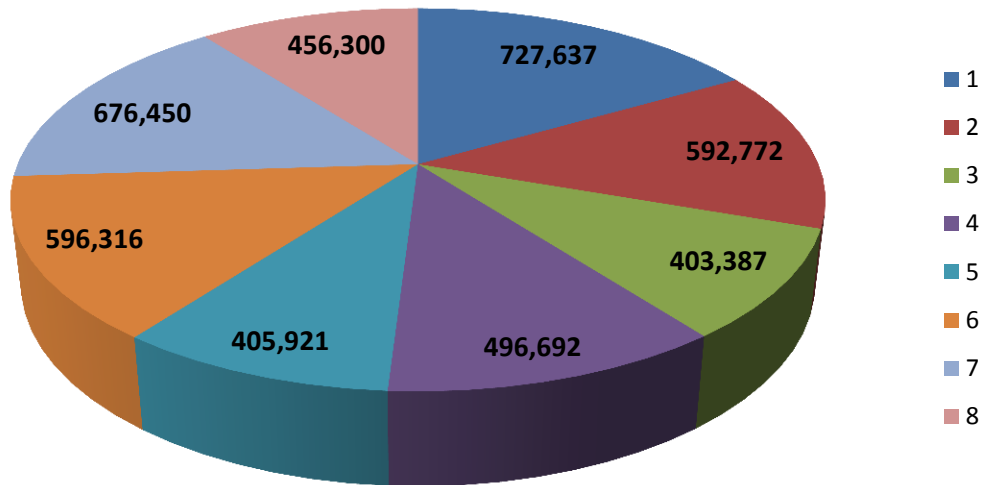
The Budget Dollar - Where It Comes From



	\$	%
Property Tax	3,936,775	90%
Unconditional Grant	133,229	3%
User Charges, Licenses, Fees, Fines & Other	285,471	7%
Total	4,355,475	

Village of New Maryland Budget 2013

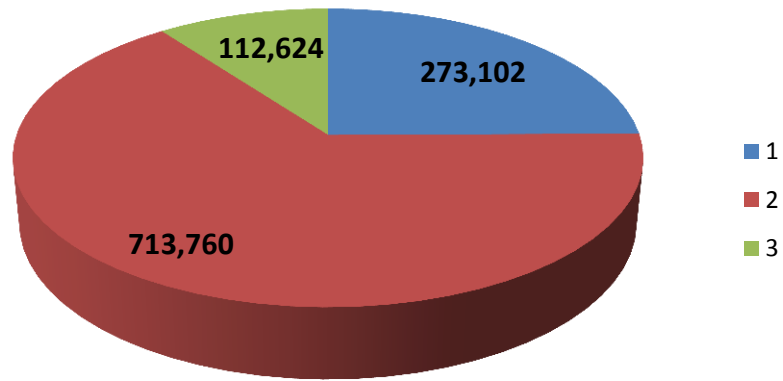
Operating Budget The Budget Dollar - Where It Goes



	\$	%
General Government Services	727,637	17%
Police Protection	592,772	14%
Fire Department Emergency Measures & Building Inspection	403,387	9%
Transportation Services	496,692	11%
Environmental Health & Development	405,921	9%
Recreation & Cultural Services	596,316	14%
Debt Servicing	676,450	16%
Capital Projects	456,300	10%
Total	4,355,475	

Village of New Maryland Budget 2013

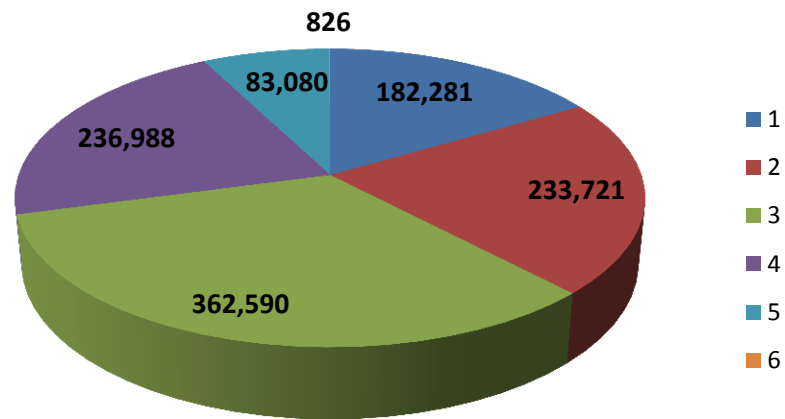
Water & Sewer Budget The Budget Dollar - Where It Comes From



	\$	%
Sale of Water	273,102	25%
Sewage Services	713,760	65%
Surcharges, Fees & Other	112,624	10%
Total	1,099,486	

Village of New Maryland Budget 2013

Water & Sewer Budget The Budget Dollar - Where It Goes



	\$	%
Water Supply and Treatment	182,281	16%
Sewage Collection and Treatment	233,721	21%
Debt Servicing	362,590	33%
Capital Projects	236,988	22%
Reserves	83,080	7%
Other	826	1%
Total	1,099,486	