Village of New Maryland

2018 GENERAL OPERATING & CAPITAL BUDGETS

PUBLIC INFORMATION

Village of New Maryland

- Strategic Plan:
  - Vision Statement
  - Mission Statement
  - Values and Guiding Principles
- General Operating and Capital Budgets
  - Revenues
    - Revenue sources
    - Federal/Provincial funding reductions
  - Expenditures
    - Where it goes
    - Tax Base vs expenditures
    - Monthly cost for each municipal service

Village of New Maryland Strategic Plan

Proud to Live in New Maryland

Council and staff from the Village of New Maryland are **leaders in the economic, social, cultural and environmental vitality of the Village**. The Village strives to provide high quality and affordable services that respond to the needs of our citizens.

NEW MARYLAND VISION
A proud and dynamic Village with a rural sense of community

NEW MARYLAND MISSION
To make New Maryland the community of choice
by providing services in a responsible and innovative manner

VILLAGE VALUES & PRINCIPLES THAT GUIDE DECISIONS

Innovative
Seek creative solutions to find ways to meet Village needs

Environmentally Friendly
Integrate environmental stewardship

Safe
Promote and advocate safety through community partnerships

Neighbourly
Encourage shared responsibility and a strong sense of volunteerism

Healthy Living
Promote active living and healthy lifestyles

Responsible
Provide sound fiscal management

Village of New Maryland Budget 2018

Operating Budget

The Budget Dollar - Where It Comes From

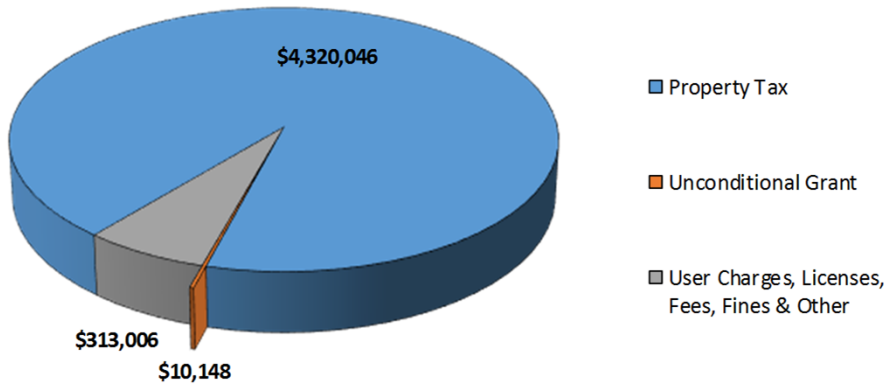

	$	%
Property Tax	4,320,046	93.04%
Unconditional Grant	10,148	0.22%
User Charges, Licenses, Fees, Fines & Other	313,006	6.74%
Total	**4,643,200**	

Municipal revenues are dependent upon property taxation to the tune of 93% of the total revenue received.

Each cent increase in the property tax rate generates $34,167 in additional revenues for the Village of New Maryland.

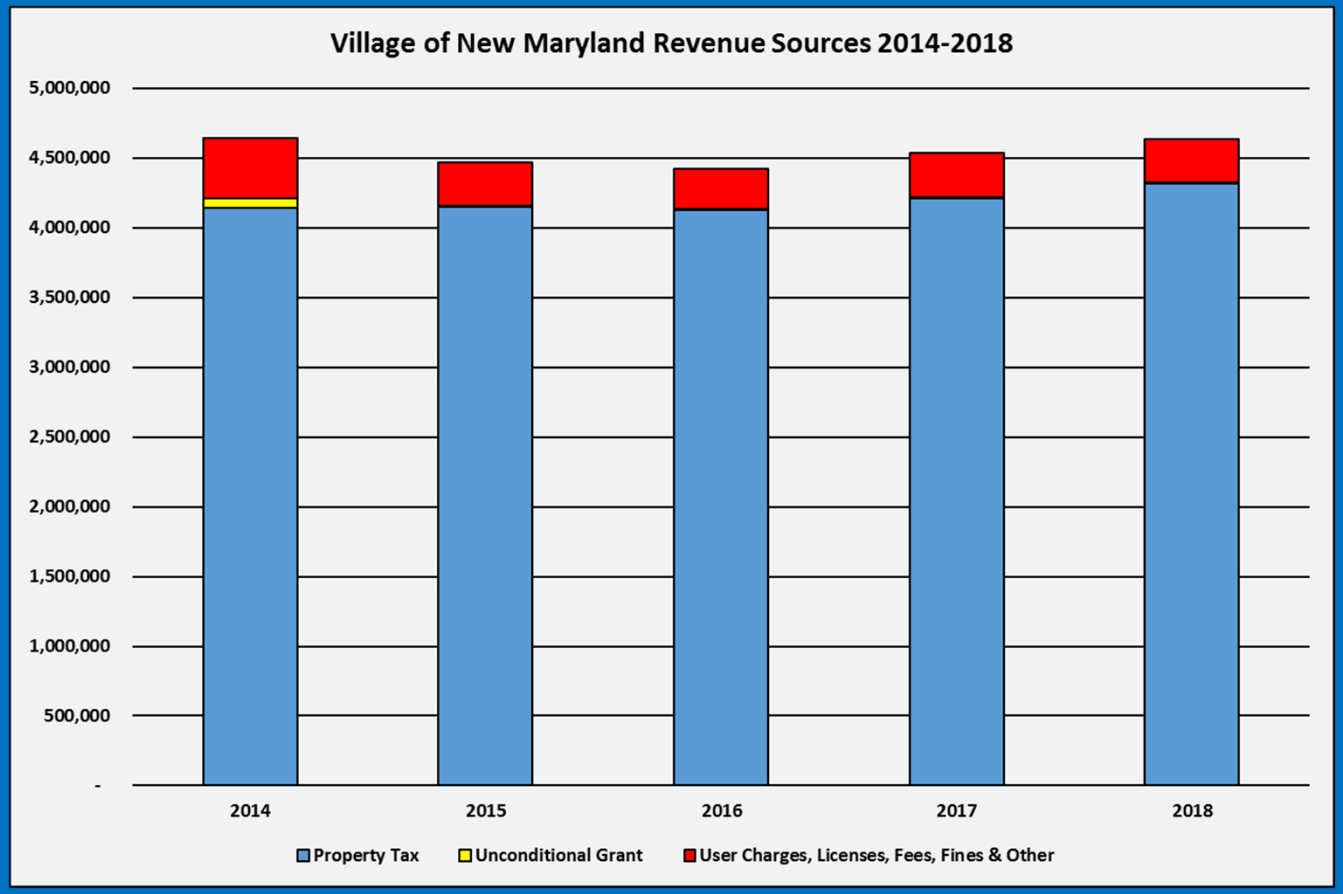
Village of New Maryland Revenue Sources 2014-2018
5,000,000
4,500,000
4,000,000
3,500,000
3,000,000
2,500,000
2,000,000
1,500,000
1,000,000
500,000
-
2014
2015
2016
2017
2018
Property Tax
Unconditional Grant
User Charges, Licenses, Fees, Fines & Other

Since 2011 the municipality has lost $220,252 or 6.44¢ through Federal and Provincial funding cuts. Based on the average assessment this equates to over $148 per home per year.

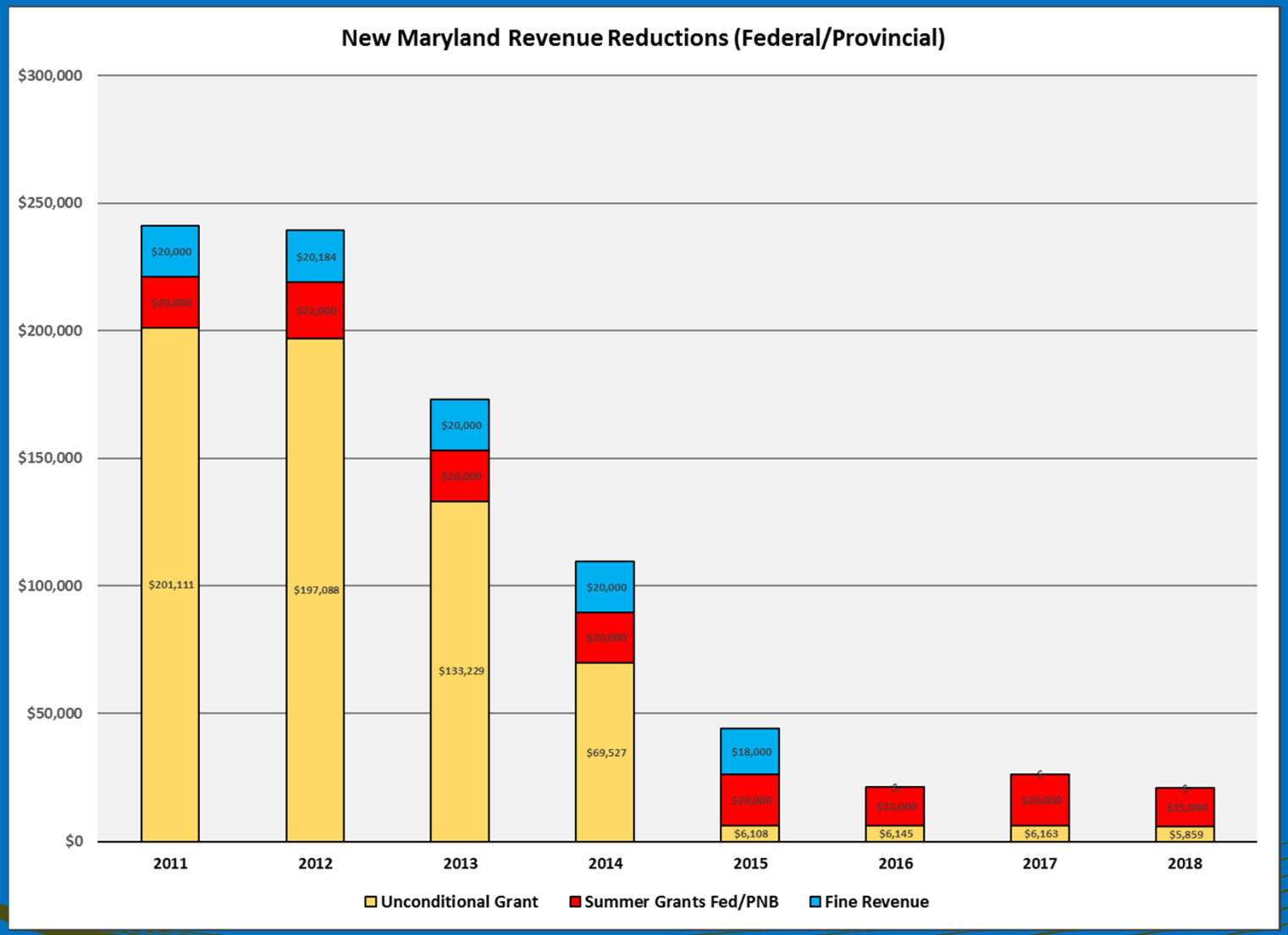
New Maryland Revenue Reductions (Federal/Provincial)
$300,000
$250,000
$200,000
$150,000
$100,000
$50,000
$0
$20,000
$20,000
$201,111
$20,184
$22,000
$197,088
$20,000
$20,000
$133,229
$20,000
$20,000
$69,527
$18,000
$20,000
$6,108
$15,000
$6,145
$20,000
$6,163
$15,000
$5,859
2011
2012
2013
2014
2015
2016
2017
2018
Unconditional Grant
Summer Grants Fed/PNB
Fine Revenue

Village of New Maryland Budget 2018

Operating Budget

The Budget Dollar - Where It Goes

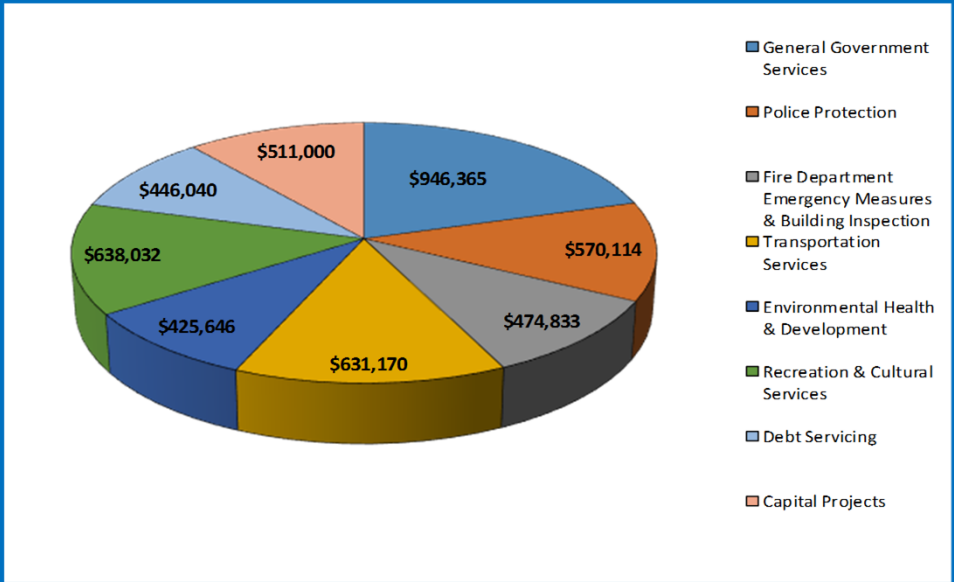

	$	%
General Government Services	946,365	20.38%
Police Protection	570,114	12.28%
Fire Department Emergency Measures & Building Inspection	474,833	10.23%
Transportation Services	631,170	13.59%
Environmental Health & Development	425,646	9.17%
Recreation & Cultural Services	638,032	13.74%
Debt Servicing	446,040	9.61%
Capital Projects	511,000	11.01%
Total	**4,643,200**	

The tax base from 2015-2018 has flat-lined, however expenditures have continued to climb either through inflationary pressures and/or necessary capital investments.

The combination of funding cuts, Provincial downloading, a flat tax base year after year, coupled with a rising consumer price index for New Brunswick (CPI-NB) has made maintaining the status-quo unsustainable.

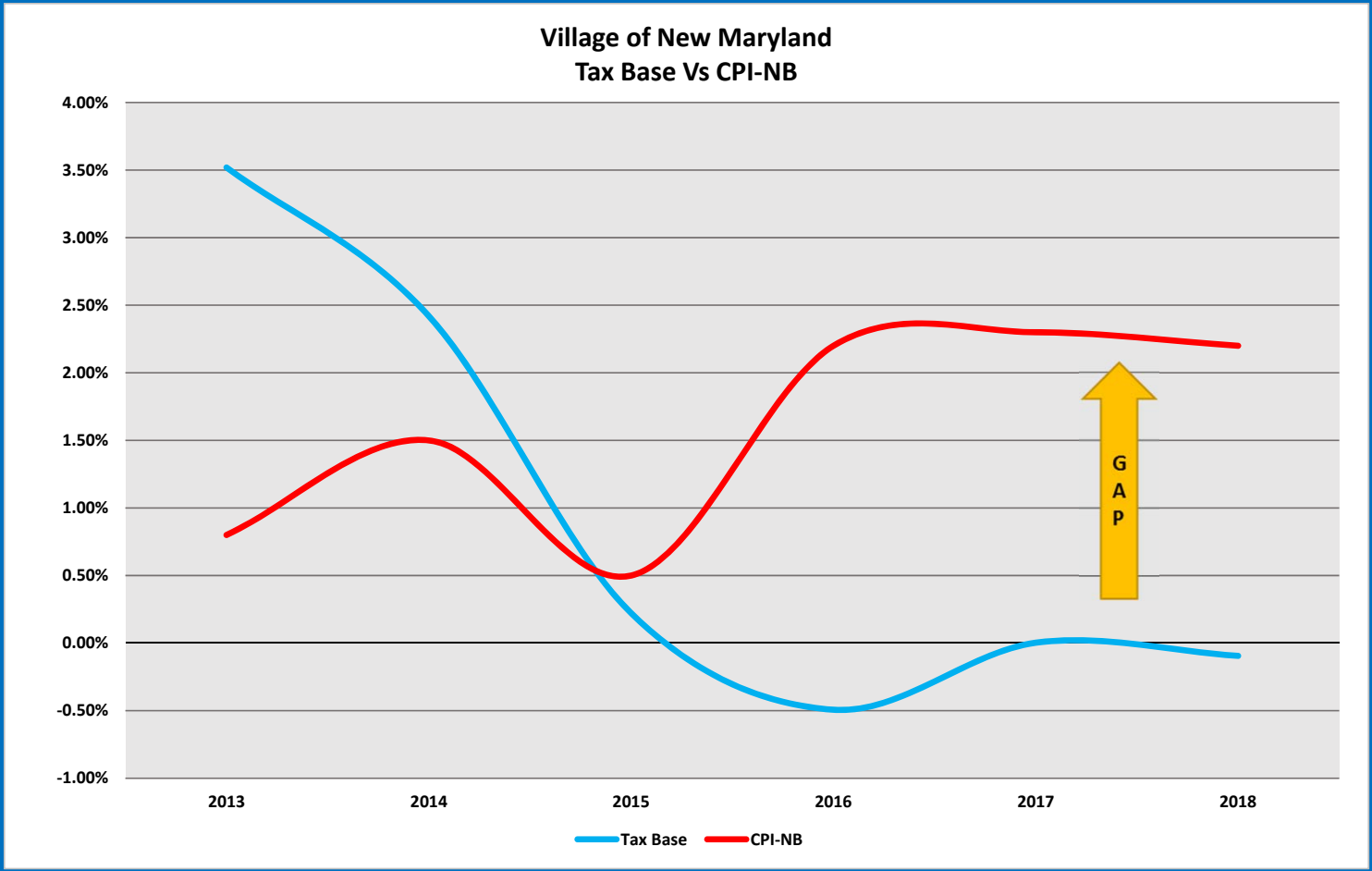
Village of New Maryland
Tax Base Vs CPI-NB
4.00%
3.50%
3.00%
2.50%
2.00%
1.50%
1.00%
0.50%
0.00%
-0.50%
-1.00%
2013
2014
2015
2016
2017
2018
GAP
Tax Base
CPI-NB

The resulting tax rate for 2018 is $1.2644 which is an increase of $0.0323. Based on the average assessment the change would have an annual impact around $74.33 or an monthly impact of **$6.19**

A tax rate increase of 3.23¢ would result in an annual increase of $64.60 on a home valued at $200,000; $85.75 on an home valued at $250,000; and $96.90 on a home valued at $300,000.

In order to provide a better overall view of the municipal services provided the following slide breaks down each service based upon an average monthly cost.

VILLAGE OF NEW MARYLAND
2018 Monthly Cost For Municipal Services For Residential Homes

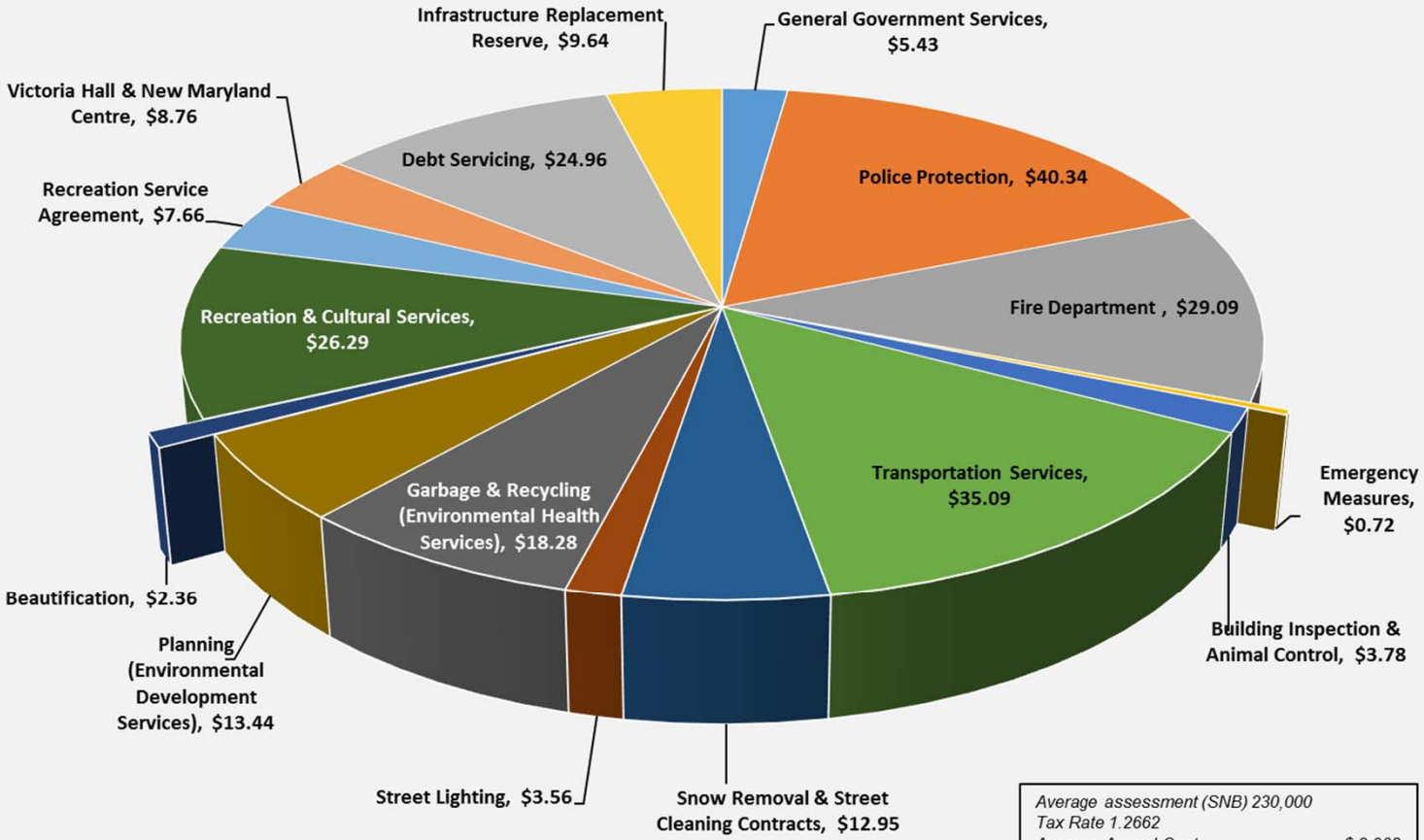

Average assessment (SNB) 230,000	
Tax Rate 1.2662	
Average Annual Cost	*$ 2,908*
Average Monthy Cost	***$242***
Average Monthly increase	***$6.19***